
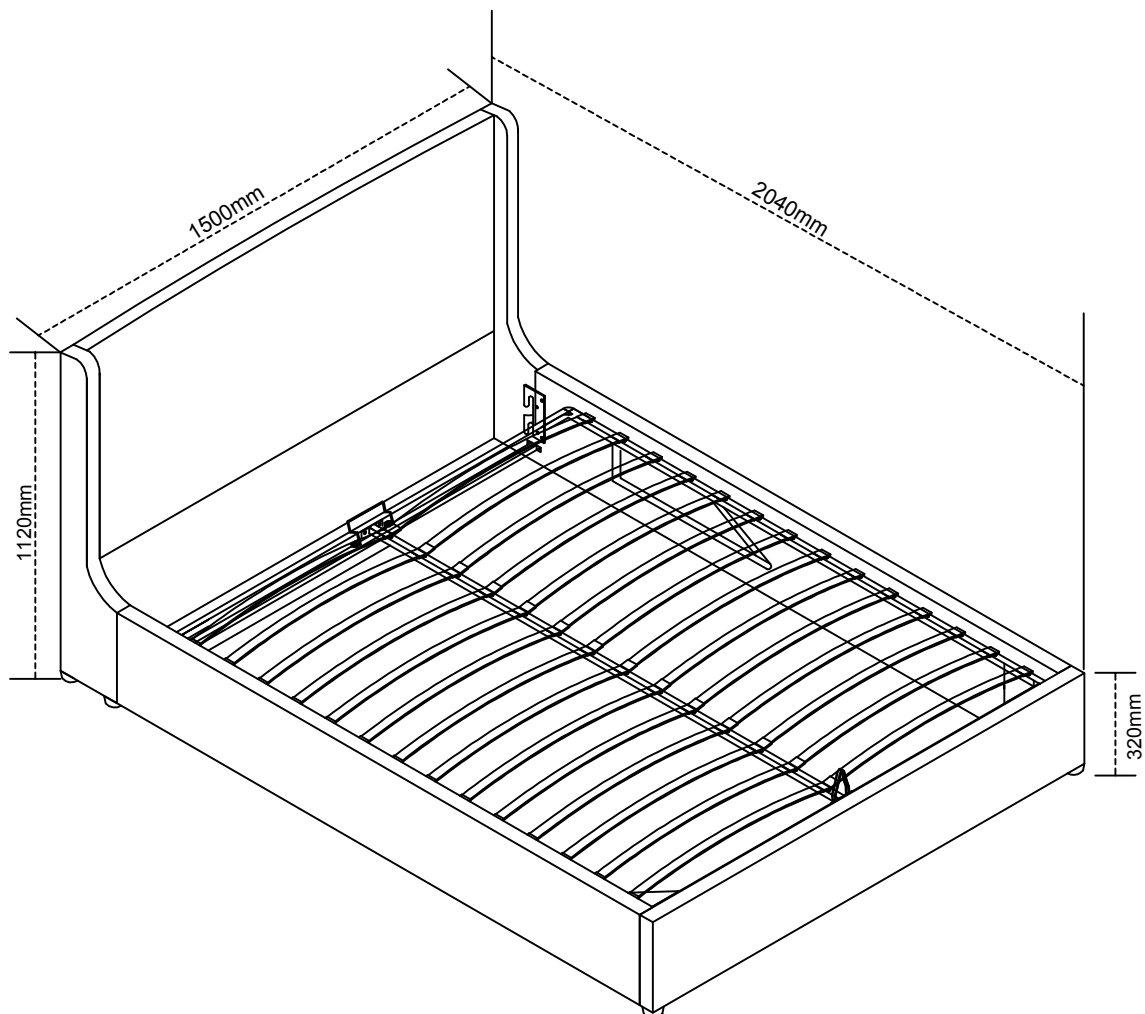


ASSEMBLY INSTRUCTION

CAMBRIDGE BAY DOUBLE LIFT BED

ITEM CODE: 81953



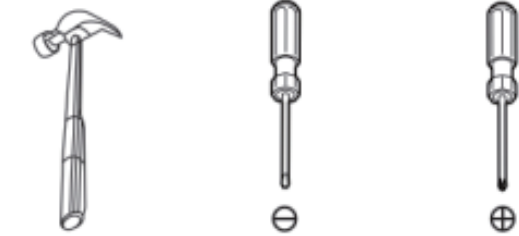


Imported by JWA Furniture Pty Ltd, Qld, Brisbane
For any assistance with assembly or for missing parts please refer to your receipt

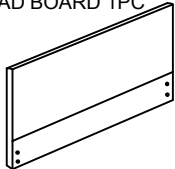
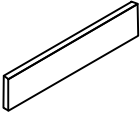
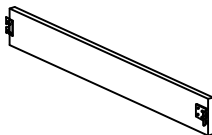
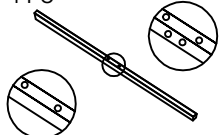





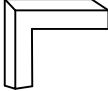
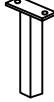
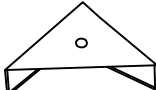


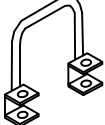
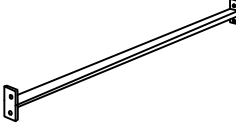
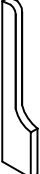
PRE-ASSEMBLY PREPARATION

Before you start:

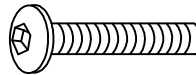
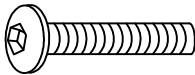




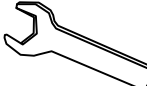
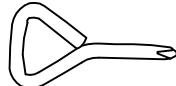




1. Choose a clean, level, spacious assembly area. Avoid hard surfaces that may damage the product
2. Take care when lifting. Product should be assembled as near as possible to the point of use
3. Ensure that you have all required contents for complete assembly
4. Always read the assembly instructions carefully before beginning assembly.
5. Keep all hardware parts and packaging out of reach of small children.
6. Do not over tighten the screws and bolts as this may damage the threads

| | | |
|--|--|---|
|  |  |  |
| Allow 45 min | For 2 person | Additional tools required |

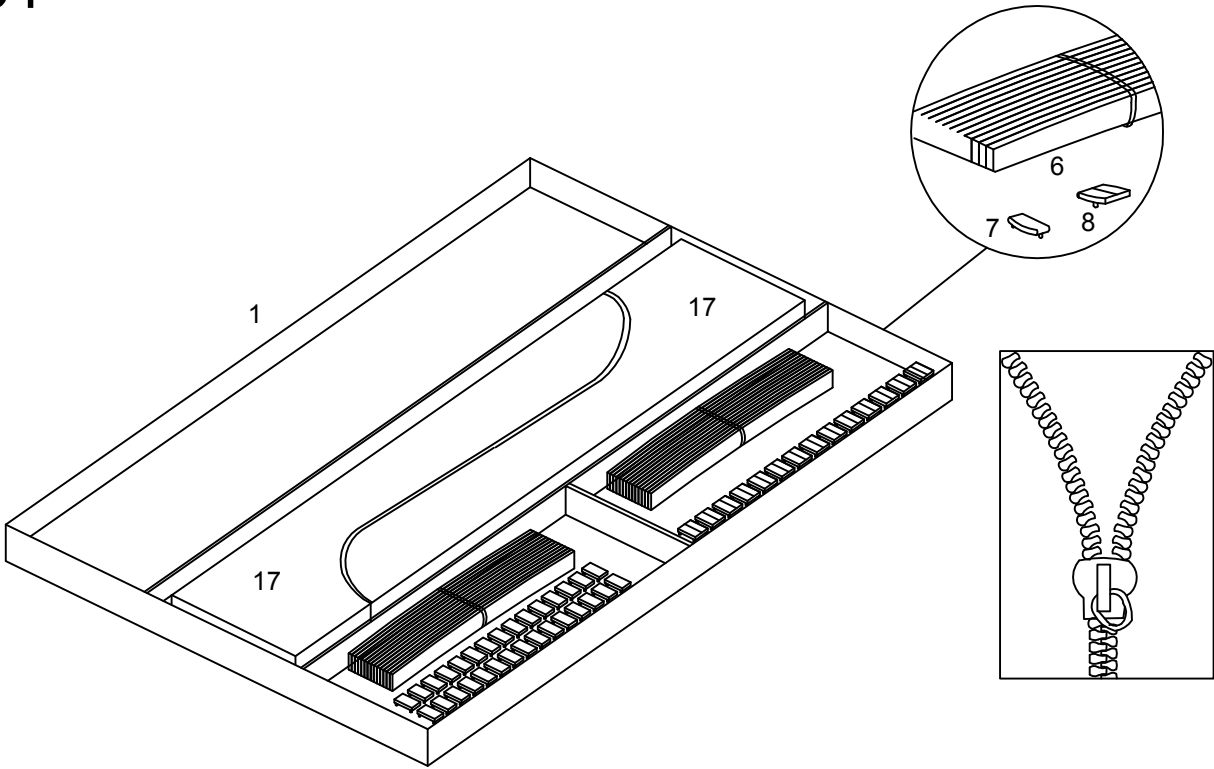
Parts List

| | | | |
|---|--|--|---|
| 1 HEAD BOARD 1PC  | 2 FOOT BOARD 1PC  | 3 SIDE RAIL 2pcs  | 4 BED SIDE RAIL 2 SETS 1 PC  |
| 5 BEDS TEAD RAIL 2SETS  | 6 SLAT 28 PCS  | 7 SINGLE PLASTIC CAP 28PCS  | 8 DOUBLE PLASTIC CAP 14PCS  |
| 9 LEG 6 PCS  | 10 4 PCS  | 11 SUPPORT LEG 2 PCS  | 12 2PCS  |
| 13 1 PCS  | 14 Centre Support Bar 1pc  | 15 Digging rope 1pc  | 16 METAL BAR 1PC  |
| 17 2 PCS  | | | |

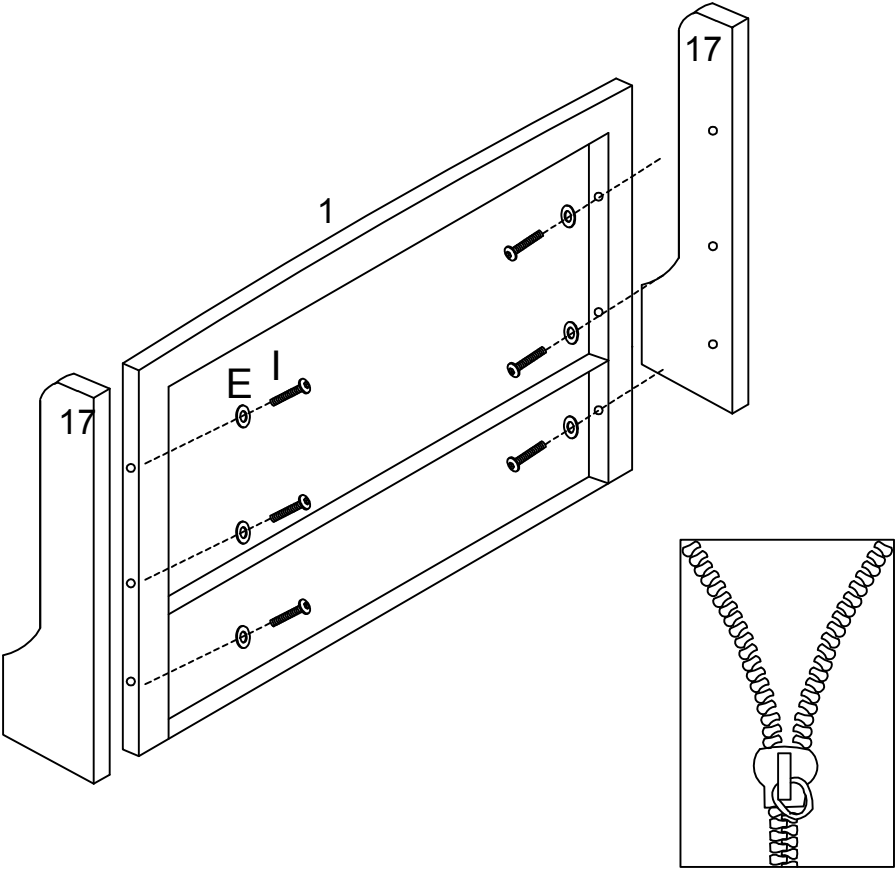
Hardware List




| | | | |
|--|---|--|---|
| <div>A</div> <div>M8*30 x20 PCS</div> <div></div> | <div>B</div> <div>M8*40 x 16 PCS</div> <div></div> | <div>C</div> <div>16 pcs</div> <div></div> | <div>D</div> <div>8 pcs</div> <div></div> |
| <div>E</div> <div>14 pcs</div> <div></div> | <div>F</div> <div>M5 x1 PC</div> <div></div> | <div>G</div> <div>1 pcs</div> <div></div> | <div>H</div> <div>1 pcs</div> <div></div> |
| <div>I</div> <div>M8*50 x 6 PCS</div> <div></div> | <div>J</div> <div>M4*40 x 6 PCS</div> <div></div> | <div>K</div> <div>M6*20 x 8 PCS</div> <div></div> | <div>L</div> <div>M4 x 2 PCS</div> <div></div> |

Step1

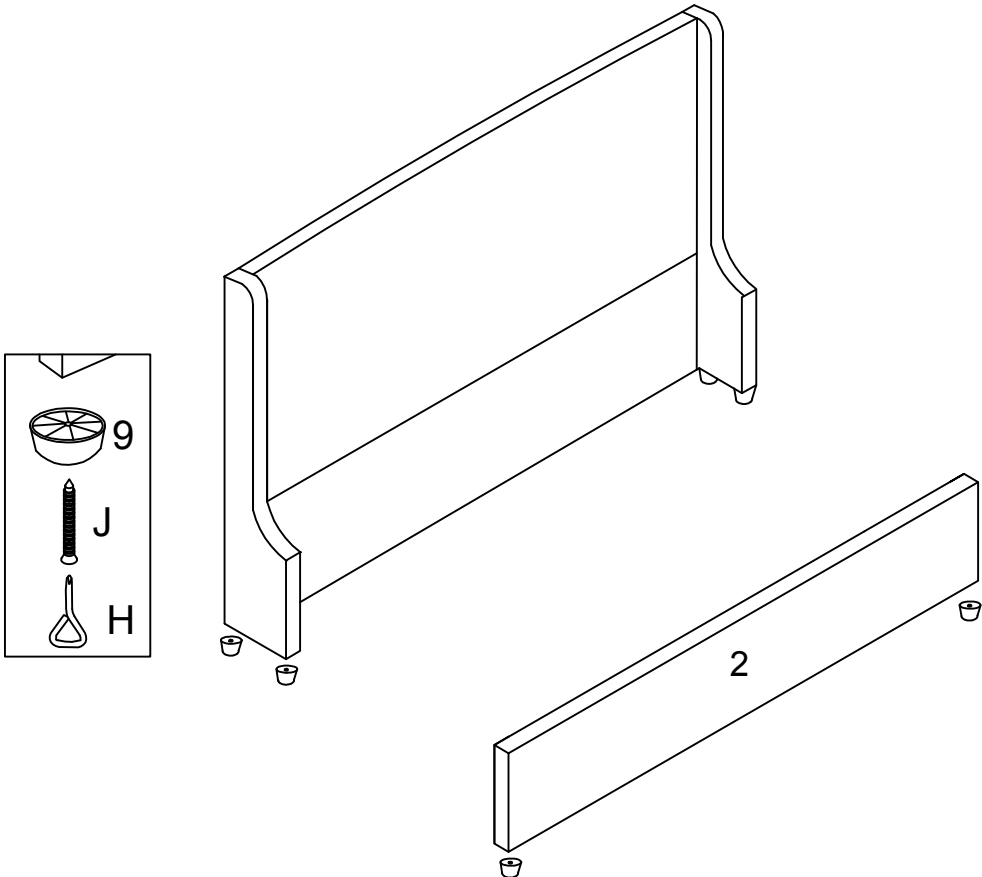




Step2



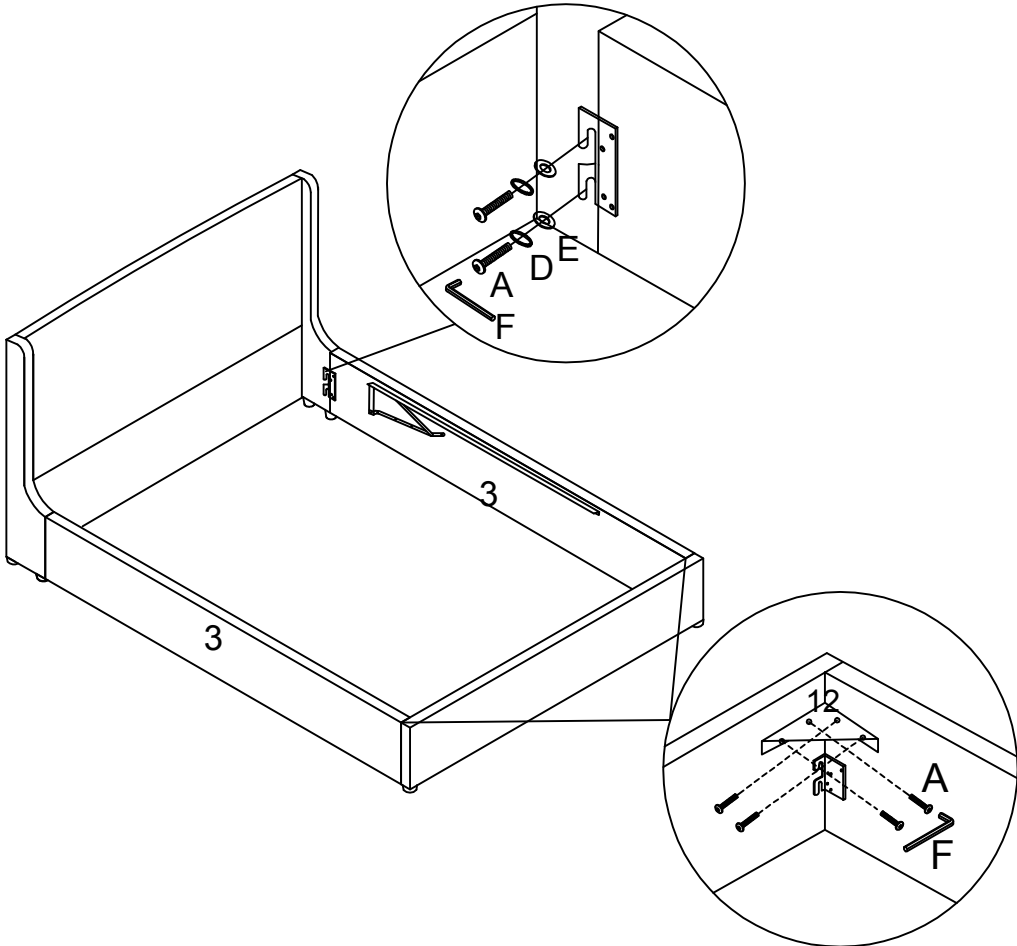
| | | |
|---|---|---|
| I |  | 6 |
| E |  | 6 |
| F |  | 1 |






Step3










| | | |
|---|---|---|
| J |  | 6 |
| H |  | 1 |

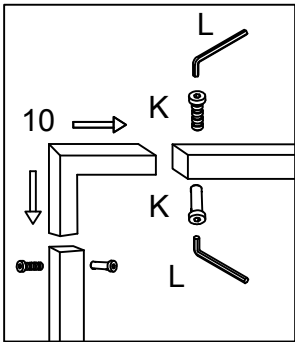
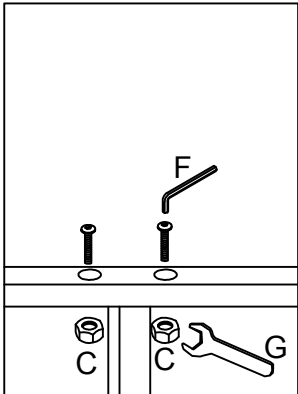
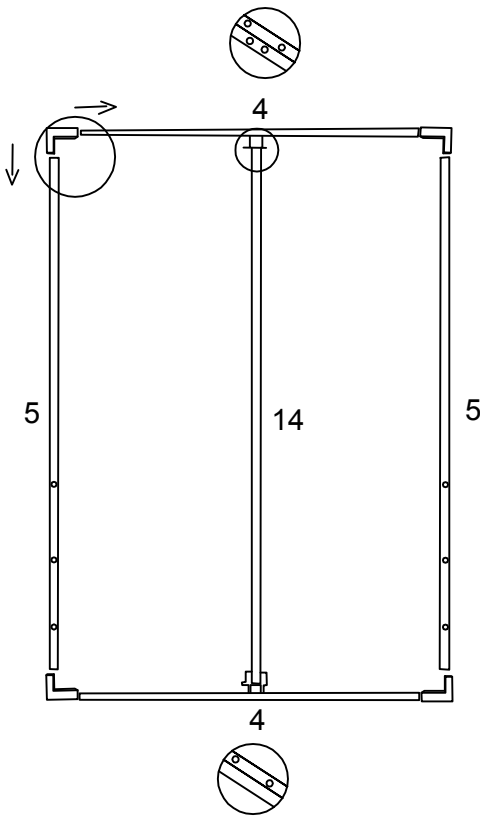
Step4



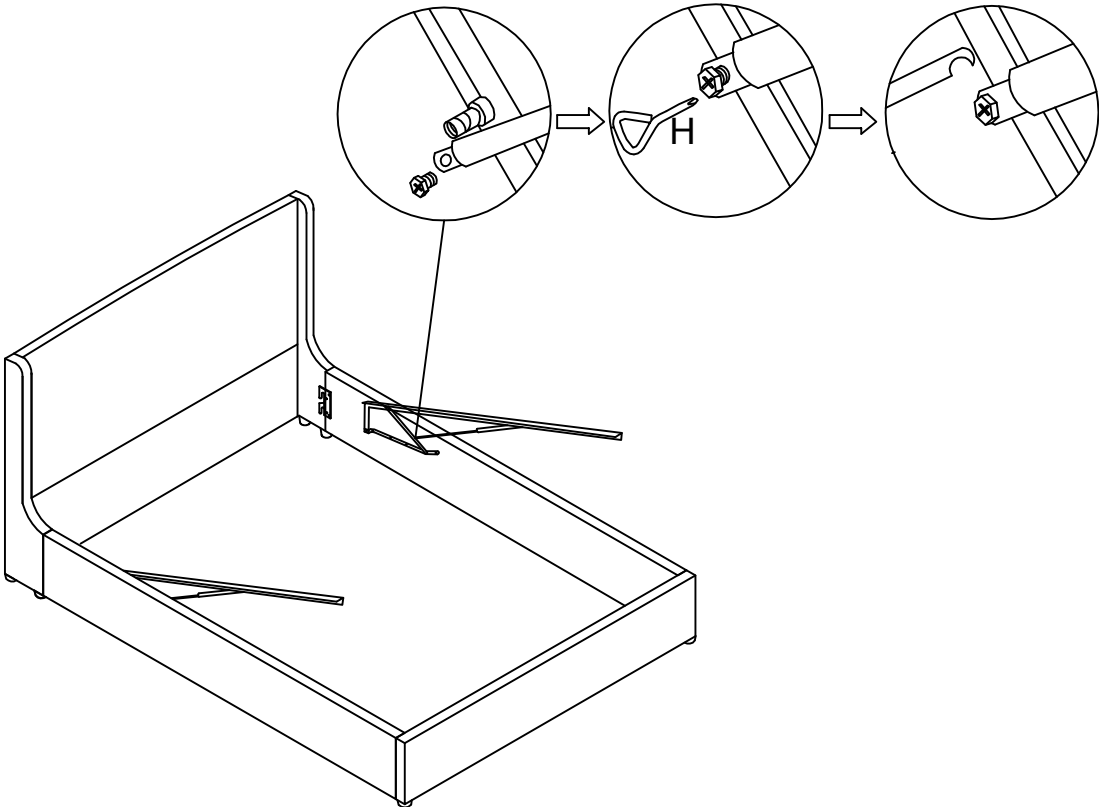
| | | |
|----|---|----|
| 12 |  | 2 |
| D |  | 8 |
| A |  | 16 |
| E |  | 8 |
| F |  | 1 |


Step5

| | | |
|----|---|---|
| G |  | 1 |
| F |  | 1 |
| C |  | 4 |
| K |  | 8 |
| B |  | 4 |
| 10 |  | 4 |
| L |  | 2 |

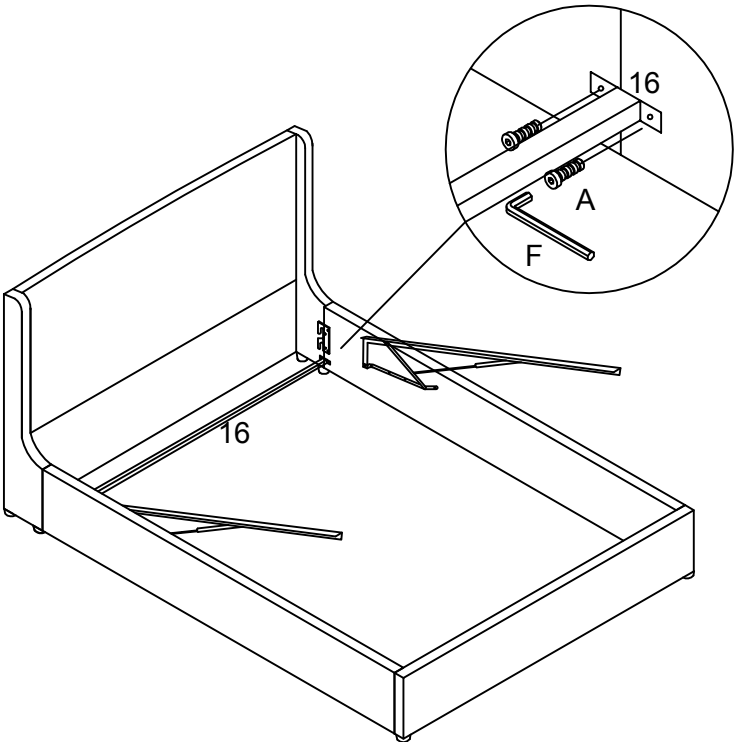




Step6



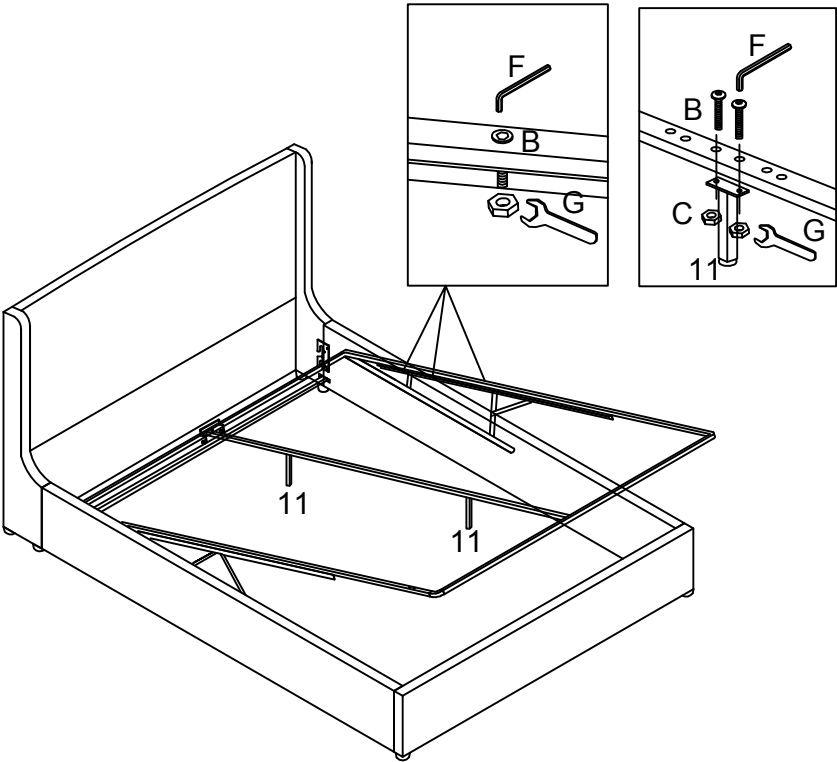
| | | |
|---|---|---|
| H |  | 1 |
|---|---|---|






Step7





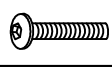



| | | |
|---|---|---|
| A |  | 4 |
| F |  | 1 |

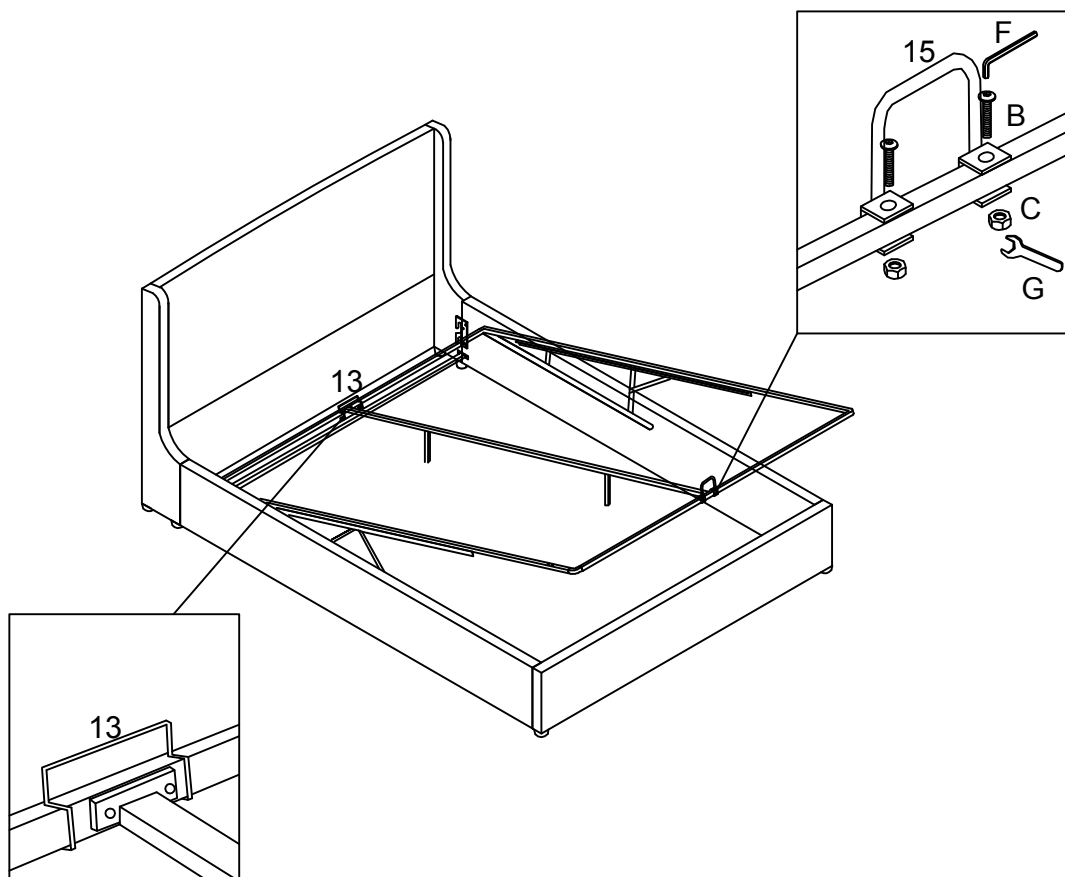
Step8



| | | |
|----|---|----|
| G |  | 1 |
| F |  | 1 |
| C |  | 10 |
| B |  | 10 |
| 11 |  | 2 |

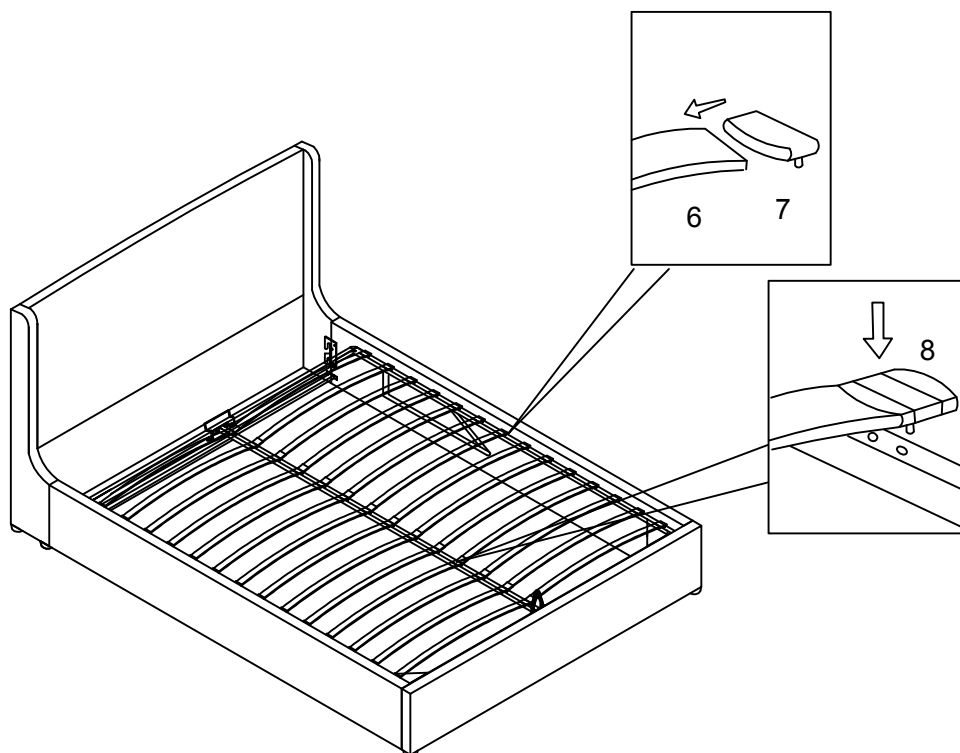
Step9

| | | |
|----|---|---|
| 13 |  | 1 |
| 15 |  | 1 |
| B |  | 2 |
| F |  | 1 |
| G |  | 1 |
| C |  | 2 |

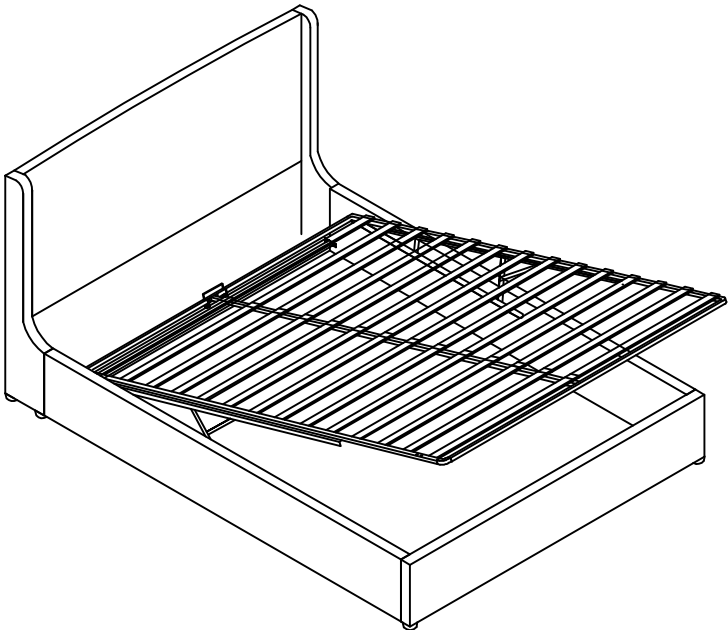


Step10

| | | |
|---|---|----|
| 6 |  | 28 |
| 7 |  | 28 |
| 8 |  | 14 |



Step11



Product Name:CAMBRIDGE BAY DOUBLE LIFT BED
Item Code: 81953

PRODUCT CARE

REGULAR CARE:

- Protect from direct sunlight
- Vacuum regularly using low suction
- Rotate reversible cushions regularly
- Avoid exposure to new clothing, cushions or throws as this may lead to dye transfer and permanent staining

CLEANING:

- Do not remove cushion covers for separate cleaning even though they may have zippers
- Do not wash, Do not dry clean, Do not shampoo clean
- Clean only with hot water extraction machine. Professional cleaning recommended
- Do not use dishwashing liquid or laundry detergent. Use only upholstery detergents
- Do not wet filling
- Dry in shade away from direct heat and sunlight
- Allow to dry thoroughly before re-use

SPOT CLEANING:

- Do not rub
- Do not spot clean with any solvent
- Treat spills and stains as soon as possible
- Gently scrape off any soil or blot any liquid from the surface of the fabric before applying cleaner
- Apply proprietary cleaning agents strictly according to instructions to remove the residue of the spill
- Do not saturate the fabric or interior with water or other cleaning liquids

WARNING:

- Apply only water-based soil resist (fabric protection) treatments. Do not use aerosol products

* PILLING IS NOT A FABRIC DEFECT OR FAULT AND IS NOT COVERED BY WARRANTY

* PILLING IS A NORMAL OCCURRENCE CAUSED BY WEAR AND TEAR AND DOES NOT AFFECT THE DURABILITY OR FUNCTIONALITY OF THE FABRIC AND IS EASILY REMOVED

Made In: China

Imported By:

JWA Furniture Pty Ltd
Brisbane, Qld, Australia

Item Code: 81953

Product Name: CAMBRIDGE BAY DOUBLE LIFT BED